

PW15A...

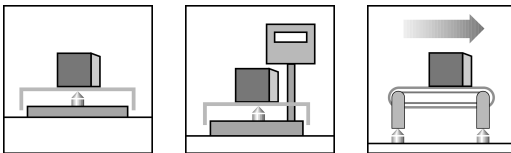
Single point load cell

Special features

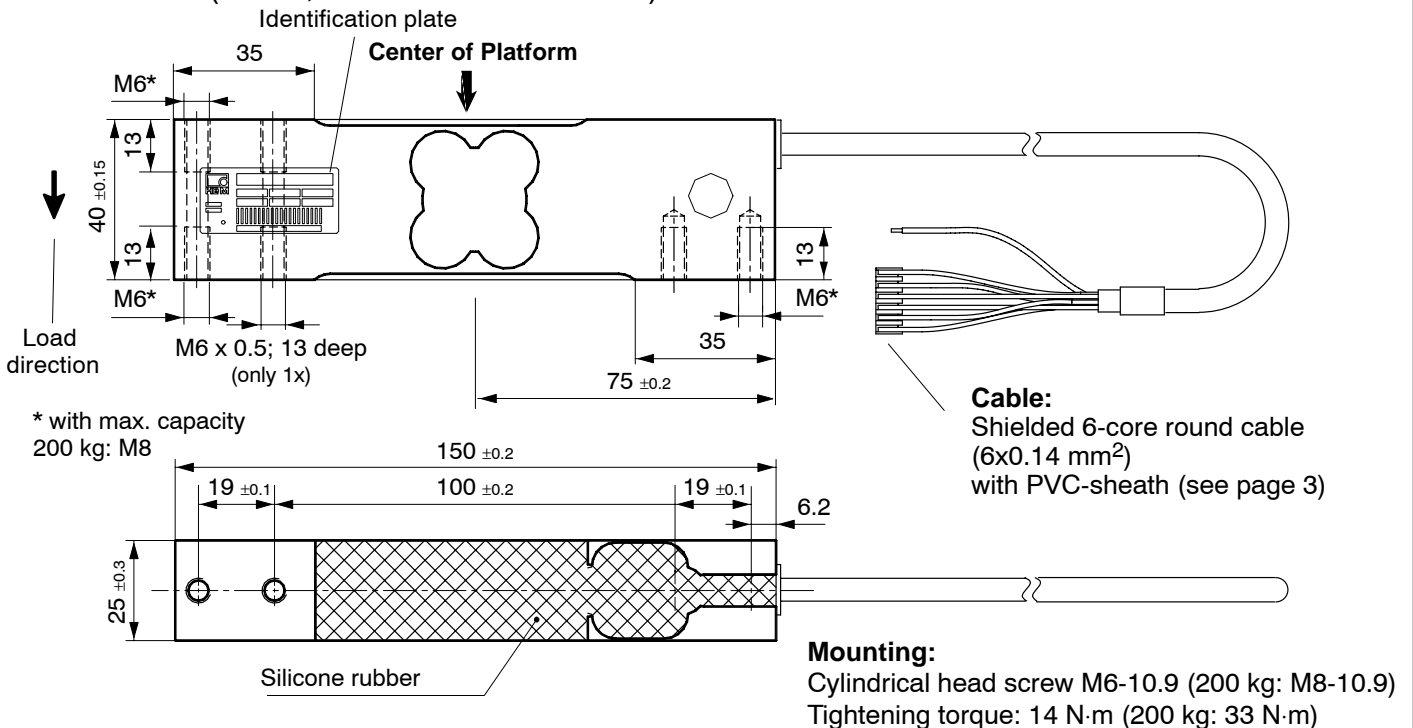
- Stainless steel
- Max. Capacities: 7.5 kg ... 200 kg
- OIML R60 approval
- Off center load compensated (OIML R76)
- Protection class IP67 (acc. to EN 60 529)
- 6-wire-technology
- Meets EMC standards (EN 45 501)

Optional:

- Reduced minimum LC verification interval (v_{min}) for multi range applications
- Explosion proof versions
- different cable lengths
- Aligned output, suitable for connection in parallel



Dimensions (in mm; 1 mm= 0.03937 inches)



Specifications

Type	PW15A...									
Accuracy class ¹⁾	C3, C3MR									
Max. number of load cell interv. (n _{LC})	3000									
Maximum capacity (E _{max})	kg	7.5	15	20	30	50	75	100	150	200
Min. LC verific. interval (v _{min}) (Accuracy class C3)	g	1	2	5	5	10	10	20	20	50
Temperature effect on zero balance (TK ₀), (Accuracy class C3)	% of C _n / 10 K	± 0.0186	± 0.0186	± 0.0350	± 0.0233	± 0.0280	± 0.0186	± 0.0280	± 0.0186	± 0.0350
Min. LC verific. interval (v _{min}), (Accuracy class C3MR)	g	0.5	1	2	2	5	5	10	10	20
Temperature effect on zero balance (TK ₀), (Accuracy class C3MR)	% of C _n / 10 K	± 0.0093	± 0.0093	± 0.0140	± 0.0093	± 0.0140	± 0.0093	± 0.0140	± 0.0093	± 0.0140
Maximum platform size	mm	500 x 400								
Sensitivity (C _n)	mV/V	2.0 ± 0.2								
Zero balance		0 ± 0.1								
Temperature effect on sensitivity (TK _C) ²⁾ Temperature range: +20 ... +40°C [+68 ... +104°F] -10 ... +20°C [+14 ... +68°F]	% of C _n / 10 K	± 0.0175 ± 0.0117								
Hysteresis error (d _{hy}) ²⁾	% of C _n	± 0.0166								
Non-linearity (d _{lin}) ²⁾		± 0.0166								
Minimum dead load output return (DR)		± 0.0166								
Off center load error		± 0.0233 ³⁾								
Input resistance (R _{LC})	Ω	380 ± 15								
Output resistance (R ₀)		359 ± 5 ⁴⁾								
Reference excit. voltage (U _{ref})	V	5								
Nom. range of excit. volt. (B _U)		1 ... 12								
Max. excitation voltage		15								
Insulation resist. (R _{is}) with 100 V _{DC}		> 1								
Nominal temp. range (B _T)	°C [°F]	-10 ... +40 [+14 ... +104°F]								
Service temp. range (B _{tu})		-10 ... +50 [+14 ... +122°F]								
Storage temp. range (B _{tl})		-25 ... +70 [-13 ... +158°F]								
Safe load limit (E _L) ^{*)}	% of E _{max}	150								
^{*)} at max. eccentricity	mm	160								
Lateral load limit (E _{lq}), static	% of E _{max}	300								
Breaking load (E _d)		300								
Deflect. at E _{max} (s _{nom}), app.	mm	< 0.5								
Weight (G), approx.	kg	1.0								
Protection class acc. to EN60529 (IEC529)		IP67								
Material: Measuring element		Stainless steel								
Coating		Silicone rubber								
Cable sheath		PVC								

1) According to OIML R60 with P_{LC} = 0.7

2) The data for Non-linearity (d_{lin}), Hysteresis error (d_{hy}) and Temperature effect on sensitivity (TK_C) are typical values. The sum of these data meets the requirements according to OIML R60.

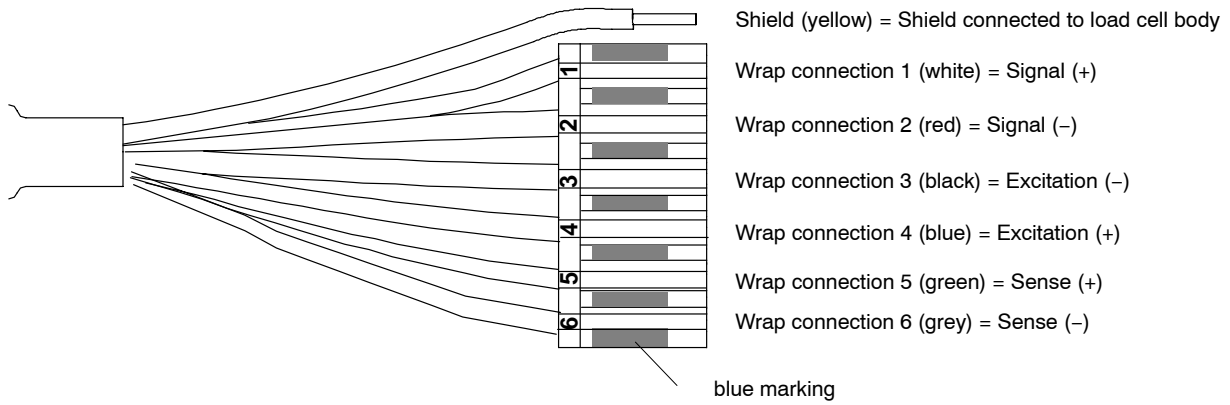
3) According to OIML R76

4) With Option "Adjusted output" the Output resistance (R₀) is 359 ± 0.3 Ω; the Sensitivity (C_n) is 2.0 mV/V ± 0.002 mV/V

Wiring code

Connection with 6 wire cable (selectable cable length: 1.5 m; 3 m; 6 m, 12 m)

Detailed description of the Pancon plug (CE100F26-6), 6-pole



Ordering codes

PW15A... (Stainless steel)

Type	PW15A	
Accuracy	C3 (OIML)	
Note	Cable length 3m (6 wire)	
Capacity	Order no.	
7.5kg	1-PW15AC3/7.5KG-1	
15kg	1-PW15AC3/15KG-1	
20kg	1-PW15AC3/20KG-1	
30kg	1-PW15AC3/30KG-1	
50kg	1-PW15AC3/50KG-1	
75kg	1-PW15AC3/75KG-1	
100kg	1-PW15AC3/100KG-1	
150kg	1-PW15AC3/150KG-1	
200kg	1-PW15AC3/200KG-1	

K-PW15A... (Stainless steel), optional versions [!!!]

Order no.		
K-PW15A		
Code	Option 1: Mechanical version	
N	Standard	
Code	Option 2: Accuracy	
C3	C3 (OIML)	
MR	C3-MR (OIML)	
Code	Option 3: Capacity	
7.5	7.5kg	
15	15kg	
20	20kg	
30	30kg	
50	50kg	
75	75kg	
100	100kg	
150	150kg	
200	200kg	
Code	Option 4: Ex protection	
N	non Ex	
1+21	ATEX Zone 1 + 21	[only with Option 6 = N]
1+20	ATEX Zone 1 + 20	[only with Option 6 = N]
2+22	ATEX Zone 2 + 22 (non-conductive dust)	[only with Option 6 = N]
Code	Option 5: Cable length	
1.5	1.5m	
3	3m	
6	6m	
12	12m	
Code	Option 6: Miscellaneous	
N	without	
A	2mV/V ±0.1% / 359 Ohms ±0.3 Ohms	[only with Option 4 = N]
	(aligned output, suitable for connection in parallel)	
K-PW15A - [N] - [] - [] - [] - [] - [] - []		

[!!!]: Not all codes can be combined with each other. Please take heed of the terms in the square brackets!

Modifications reserved.

All details describe our products in general form only. They are not to be understood as express warranty and do not constitute any liability whatsoever.

Hottinger Baldwin Messtechnik GmbH

Im Tiefen See 45, D-64293 Darmstadt, Germany
 Tel.: +49 6151 803-0 Fax: +49 6151 803 9100
 Email: support@hbm.com Internet: www.hbm.com



measurement with confidence