



Nederlands Meetinstituut

Member State
The Netherlands

OIML Certificate N° R76/1992-NL-99.17
Project number 10102240
Page 1 of 2

OIML CERTIFICATE OF CONFORMITY

Issuing authority

Name: NMI Certin B.V.
Address: Hugo de Grootplein 1, Dordrecht
Person responsible: Ms. B. van Broekhoven

Applicant

Name: CAS Corporation
Address: #19 Kanap-ri, Kwangjuk-Myun,
Yangju-Gun, KyungKi-Do,
South-Korea

Manufacturer of the certified pattern

Name: CAS Corporation
Address: #19 Kanap-ri, Kwangjuk-Myun,
Yangju-Gun, KyungKi-Do,
South-Korea

Identification of the certified pattern

Type : SW-1

 $n \leq 2500$ divisions
 $2 \text{ kg} \leq \text{Max} \leq 20 \text{ kg}$
 $e \geq 1 \text{ g}$

This certificate attests the conformity of the above-mentioned pattern (represented by the samples identified in the associated test report, the type-approval certificate and the description with number T5577 and the appertaining documentation folder), with the requirements of the following Recommendation of the International Organisation of Legal Metrology (OIML):

R76
edition 1992
for accuracy class $\textcircled{\text{III}}$

This certificate relates only to the metrological and technical characteristics of the pattern of the instrument concerned, as covered by the relevant OIML International Recommendation(s).

This certificate does not bestow any form of legal international approval.

Nederlands Meetinsituut
Hugo de Grootplein 1
3314 EG Dordrecht
Telephone +31 78 6332332
Telefax +31 78 6332309

NMI B.V. (Chamber of Commerce Haaglanden
No.27228701)

Subsidiary companies:
NMI Certin B.V. (27233418)
NMI Van Swinden Laboratorium B.V. (27228703)
NMI international B.V. (27239176)

This document is issued under the provision that NMI, B.V. nor its subsidiary companies accept any liability.

Reproduction of the complete document is allowed. Parts of the document may only be reproduced after written permission



QUALIFIED
BY STERLAB
Reg. nr. L 029



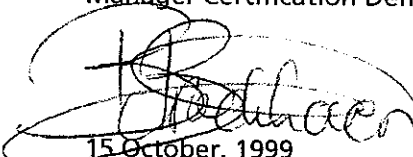
Nederlands Meetinstituut

Member State
The Netherlands

OIML Certificate N° R76/1992-NL-99.17
Project number 10102240
Page 2 of 2


The conformity was established by tests described in the associated test report:
N° R76/1992-NL-99.17, that includes 52 pages.

The issuing authority
Ms. B. van Broekhoven
Manager Certification Delft



15 October, 1999


The OIML member
G.J. Faber



15 October, 1999

*
**

Important note: Apart from the mention of the certificate's reference number and the name of the OIML Member State in which the certificate was issued, partial quotation of the certificate or of the associated test report is not permitted, though they may be reproduced in full.



Nederlands Meetinstituut

EC type-approval certificate

Number **T5577** revision 3
Project number 10138526
Page 1 of 4

Issued by NMI Certin B.V.
Hugo de Grootplein 1
3314 EG Dordrecht
The Netherlands

Notified Body Number 0122

In accordance with The Council Directive 90/384/EEC on non-automatic weighing instruments.

Applicant CAS Corporation
#19 Kanap-ri, Kwangjuk-Myun,
Yangju-Gun, KyungKi-Do,
South-Korea

In respect of A class **(II)**, electronic, graduated, self-indicating, single-interval **non-automatic weighing instrument**, (intended to be used for direct sales to the public).
Manufacturer : CAS Corporation
Type : SW-1

Characteristics $n \leq 2500$ divisions
 $2 \text{ kg} \leq \text{Max} \leq 20 \text{ kg}$
 $e \geq 1 \text{ g}$

In the description number T5577 revision 3 further characteristics are described.

Valid until October 14, 2009

Description and documentation The instrument is described in the description number T5577 revision 3 and documented in the documentation folder T5577-4, appertaining to this EC type-approval certificate.

Remarks This revision replaces the earlier version, including its documentation folder.

Delft, 29 October 2001
NMI Certin B.V.

P.P.M. van Enckevort
Manager Certification Delft

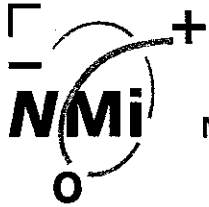
Nederlands Meetinstituut
Hugo de Grootplein 1
3314 EG Dordrecht
Telephone +31 78 6332332
Telefax +31 78 6332309

NMI B.V.
(Chamber of Commerce no.27.228.701)

Subsidiary companies:
NMI Van Swinden Laboratorium B.V. (27228703)
NMI Certin B.V. (27.233.418)
Verispect B.V. (27.228.700)

This document is issued under the provision that NMI, B.V. nor its subsidiary companies accept any liability.

Reproduction of the complete document is allowed. Parts of the document may only be reproduced after written permission



1 General information about the non-automatic weighing instrument

All properties of the non-automatic weighing instrument, whether mentioned or not, may not be in conflict with the legislation.

1.1 Essential parts

See drawing Exploded view, drawing number 3000-SW0-0000.
The electronics.
The mechanical assembly with load cell.

EMC protection measures:

- EMI bead filter;
- Low pass filter;
- ferrite core;
- Noise shield by ground plan.

1.2 Essential characteristics

Power supply is 9 VDC.

1.3 Essential shapes

The non-automatic weighing instrument is built according to drawings:

- Exploded view, drawing number 3000-SW0-0000 and 3000-SW0-0010.

The data plate is secured against removal by sealing or will be destroyed when removed.

To secure components that may not be dismantled or adjusted by the user, the non-automatic weighing instrument has to be secured in a suitable manner on the locations indicated in the drawing:

Sealing Method, drawing number 3005-SW0-0000;

Sealing Method, drawing number 3005-SW0-0001.

The securing component has to bear either:

- a mark of the manufacturer laid down in a notified body approved quality system (Annex II of the directive 90/384/EEC), or
- an official mark of a Member State of the EEC, or an other party to the EEA agreement.

Inside the cabinet is a calibration lock, located on the main board.

1.4 Conditional parts

A level indicator with a sensitivity of at least 2 mm for a tilt of 2/1000.

1.5 Non-essential parts

Battery;
AC/DC-adapter.

2 Information about the main constituent parts of the non-automatic weighing instrument

2.1 The electronics

2.1.1 Essential parts

Description	Drawing number	Rev.	Remarks
SW Wiring Diagram	3055-SW0-0000	01	
SW-1 Main PCB parts location	3050-SW0-0000	01	
Full parts list	Electronic parts	01	1 pages
SW-1 series Full parts list	Electronic parts	02	OCT. 26, 2001

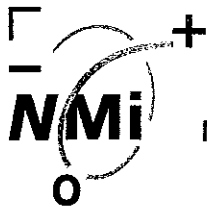
2.1.2 Essential characteristics

List of devices:

- initial zero-setting;
- semi-automatic zero-setting;
- zero-tracking;
- zero indicator;
- semi-automatic subtractive tare balancing;
- calibration / set-up mode via a switch on the main board;
- acting upon significant faults;
- checking the display.

2.1.3 Non-essential parts

Display;
 Keyboard.



2.2 The mechanical assembly with load cell

2.2.1 Essential parts

Description	Drawing number	Rev.	Remarks
Exploded View	3000-SW0-0000 3000-SW0-0010	0 0	
Load cell	--	--	Type CAS SW

2.2.2 Essential characteristics

$$e \geq E_{max}/5000;$$

The utilization of the load cell is $\geq 60\%$

Excitation power supply 5 V DC.

2.2.3 Non-essential parts

Load receptor may be covered with a stainless steel tray.

3 Approval conditions

See chapter 1.3, essential shapes

4 Seals and verification marks

See chapter 1.3, essential shapes

5 CE-mark of conformity and inscriptions

The marks, facilities for the marks and the inscriptions on the non-automatic weighing instrument fulfil the requirements of article 1 of Annex IV.